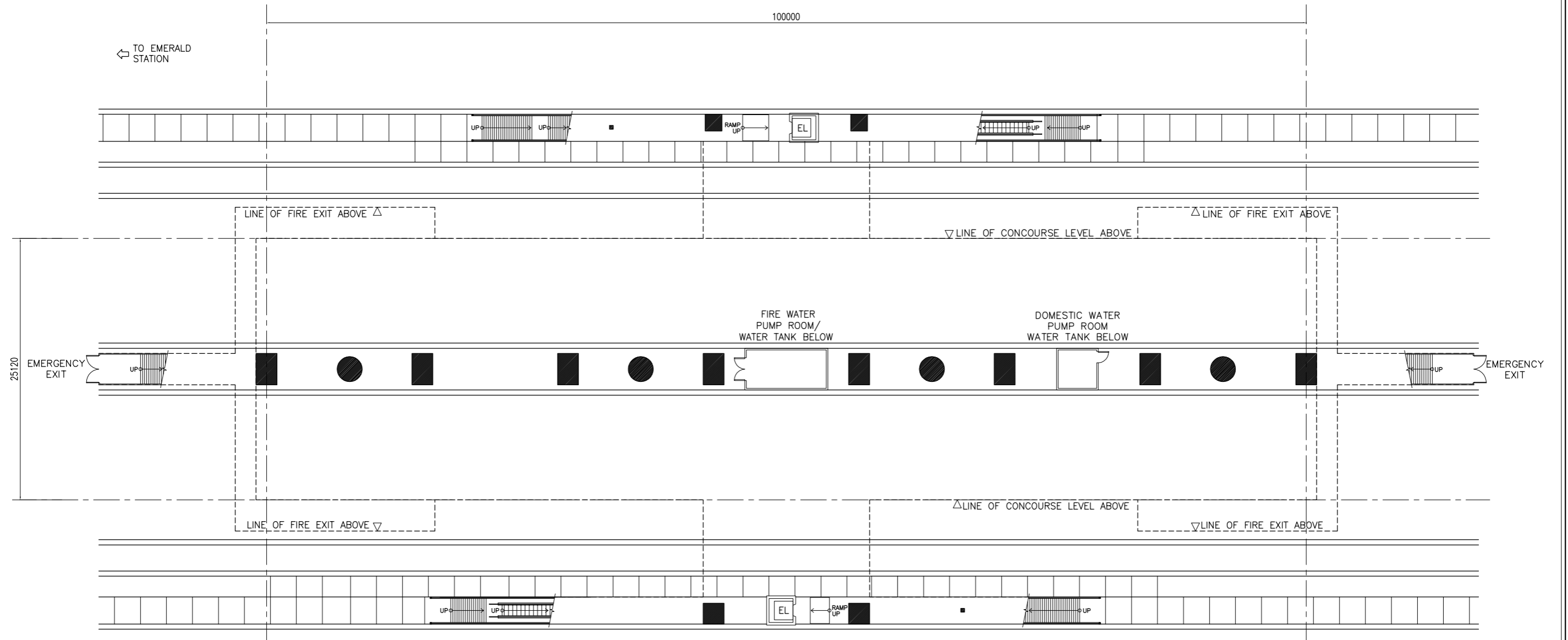


NOTES:

1. STATION DRAWINGS ARE FOR REFERENCE ONLY.
2. ARRANGEMENTS AND DETAILED DESIGN SHALL BE BY STATION CIVIL WORKS DESIGN BUILDER.



MASINAG STATION STREET LEVEL PLAN

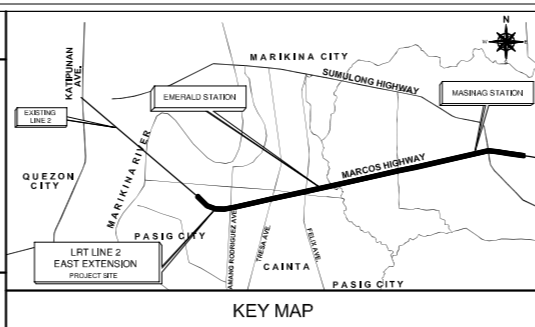
SCALE

1:400

REVISIONS						
REV. No.	DATE	DESCRIPTION	DRAWN	DESIGN	CHECKED	APPROVED

CLIENT

Republic of the Philippines  
DEPARTMENT OF TRANSPORTATION AND COMMUNICATIONS



**LRT Lines 1 and 2 Extension Projects**

LRT Line 1 Office:  
3rd Floor, Keystone Building  
220 Sen. Gil J. Puyat Avenue  
Makati City, 1220  
Tel: 894-5811 / 894-5764

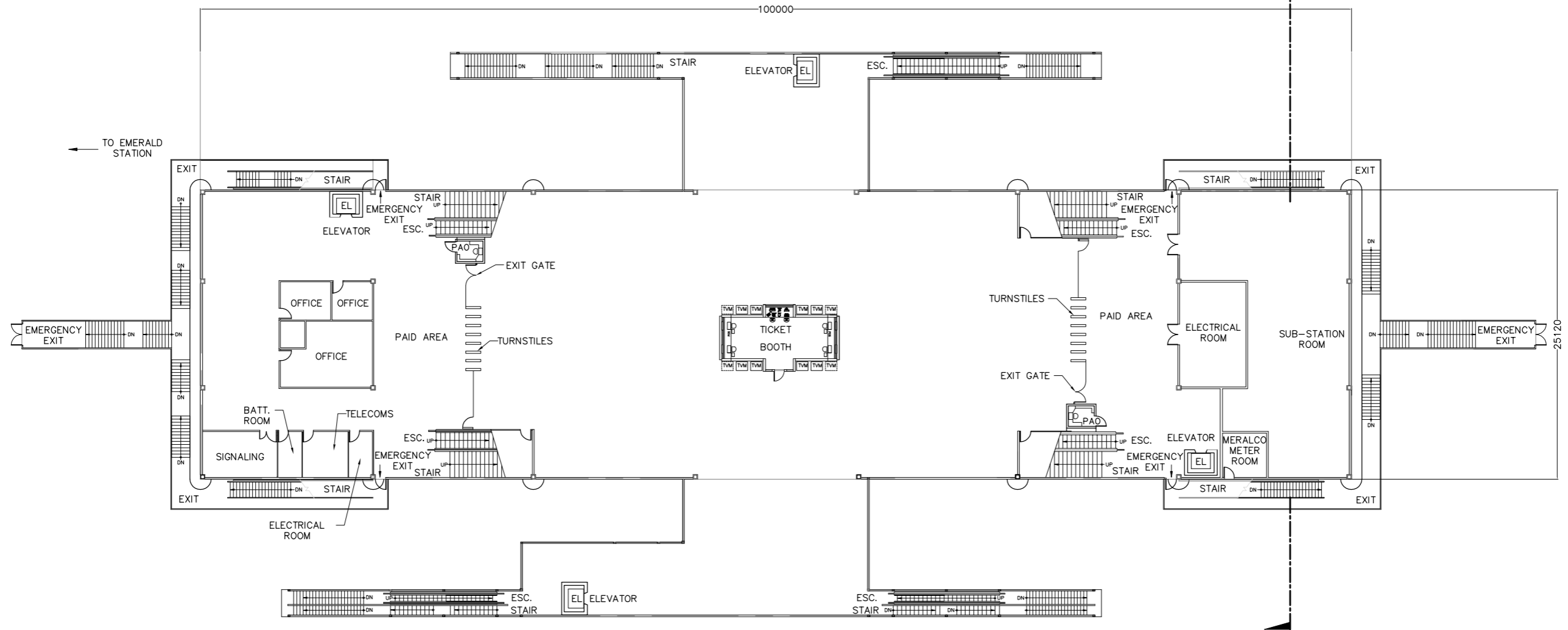
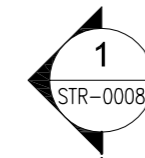
LRT Line 2 Office:  
Semicon Building  
50 Marcos Highway Brgy.  
Dela Paz, Pasig City  
Tel: 894-5811 / 894-5764

SCALE: AS SHOWN

DRAWING TITLE:	
LRT LINE 2 EAST (MASINAG) EXTENSION PROJECT	
<b>MASINAG STATION STREET LEVEL PLAN</b>	
DRAWING #:	CMX-L2-STA-0005
SHEET #:	9 OF 45
Rev. #:	

NOTES:

1. STATION DRAWINGS ARE FOR REFERENCE ONLY.
2. ARRANGEMENTS AND DETAILED DESIGN SHALL BE BY STATION CIVIL WORKS DESIGN BUILDER.



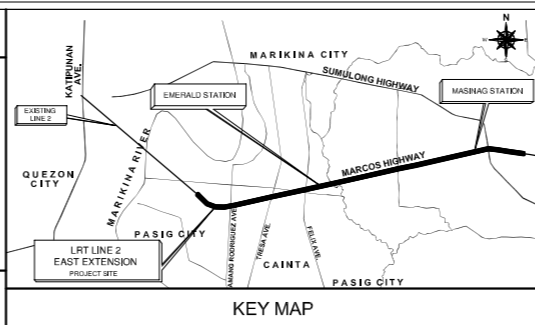
MASINAG STATION  
CONCOURSE LEVEL FLOOR PLAN

SCALE 1:400

REVISIONS						
REV. No.	DATE	DESCRIPTION	DRAWN	DESIGN	CHECKED	APPROVED

CLIENT

Republic of the Philippines  
DEPARTMENT OF TRANSPORTATION AND COMMUNICATIONS



**LRT Lines 1 and 2 Extension Projects**

LRT Line 1 Office:  
3rd Floor, Keystone Building  
220 Sen. Gil J. Puyat Avenue  
Makati City, 1220  
Tel: 894-5811 / 894-5764

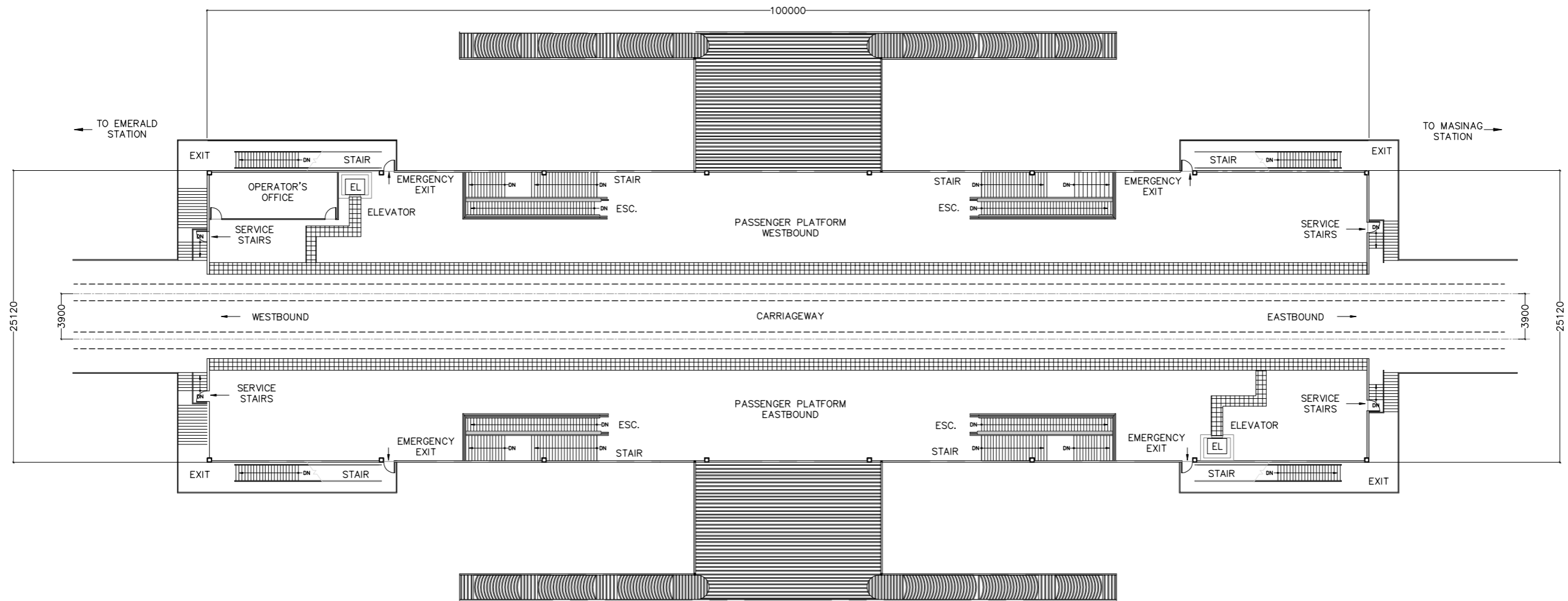
LRT Line 2 Office:  
Semicon Building  
50 Marcos Highway Brgy.  
Dela Paz, Pasig City  
Tel: 894-5811 / 894-5764

SCALE: AS SHOWN

DRAWING TITLE:	
LRT LINE 2 EAST (MASINAG) EXTENSION PROJECT	
MASINAG STATION CONCOURSE LEVEL FLOOR PLAN	
DRAWING #:	CMX-L2-STA-0006
SHEET #:	10 OF 45
Rev. #:	

NOTES:

1. STATION DRAWINGS ARE FOR REFERENCE ONLY.
2. ARRANGEMENTS AND DETAILED DESIGN SHALL BE BY STATION CIVIL WORKS DESIGN BUILDER.



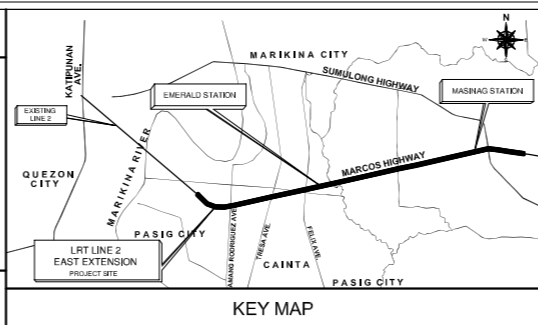
**MASINAG STATION  
PLATFORM LEVEL FLOOR PLAN**

SCALE 1:400

REVISIONS						
REV. No.	DATE	DESCRIPTION	DRAWN	DESIGN	CHECKED	APPROVED

CLIENT

Republic of the Philippines  
DEPARTMENT OF TRANSPORTATION AND COMMUNICATIONS



**LRT Lines 1 and 2  
Extension Projects**

LRT Line 1 Office:  
3rd Floor, Keystone Building  
220 Sen. Gil J. Puyat Avenue  
Makati City, 1220  
Tel: 894-5811 / 894-5764

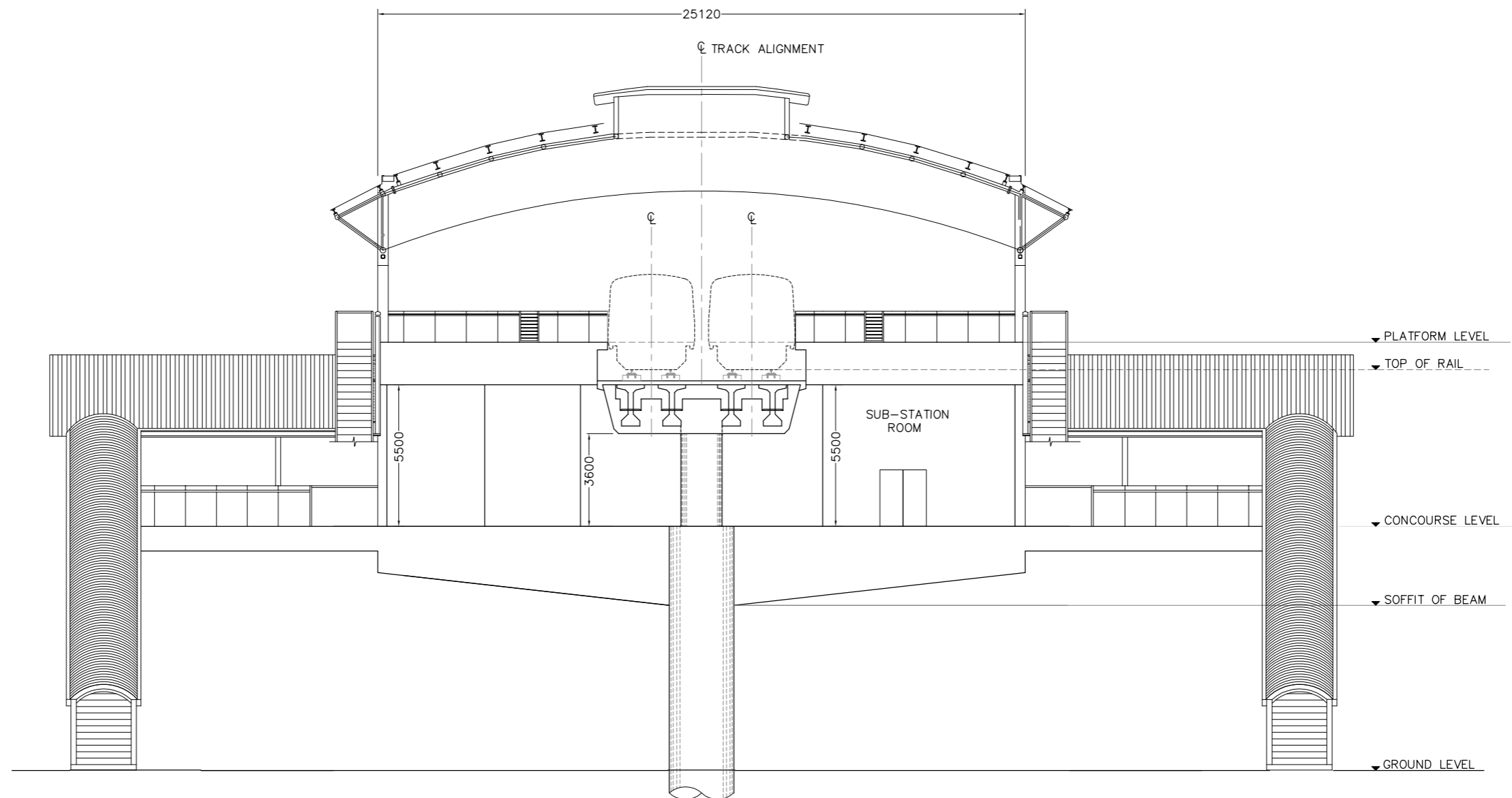
LRT Line 2 Office:  
Semicon Building  
50 Marcos Highway Brgy.  
Dela Paz, Pasig City  
Tel: 894-5811 / 894-5764

SCALE: AS SHOWN

DRAWING TITLE:	
LRT LINE 2 EAST (MASINAG) EXTENSION PROJECT	
MASINAG STATION PLATFORM LEVEL FLOOR PLAN	
DRAWING #:	CMX-L2-STA-0007
SHEET #:	11 OF 45
Rev. #:	

NOTES:

1. STATION DRAWINGS ARE FOR REFERENCE ONLY.
2. ARRANGEMENTS AND DETAILED DESIGN SHALL BE BY STATION CIVIL WORKS DESIGN BUILDER.

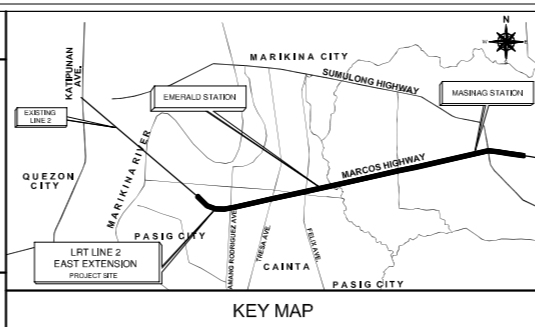


**1** MASINAG STATION CROSS SECTION  
 STA-0006 SCALE 1:200

REVISIONS						
REV. No.	DATE	DESCRIPTION	DRAWN	DESIGN	CHECKED	APPROVED

CLIENT

Republic of the Philippines  
 DEPARTMENT OF TRANSPORTATION AND COMMUNICATIONS



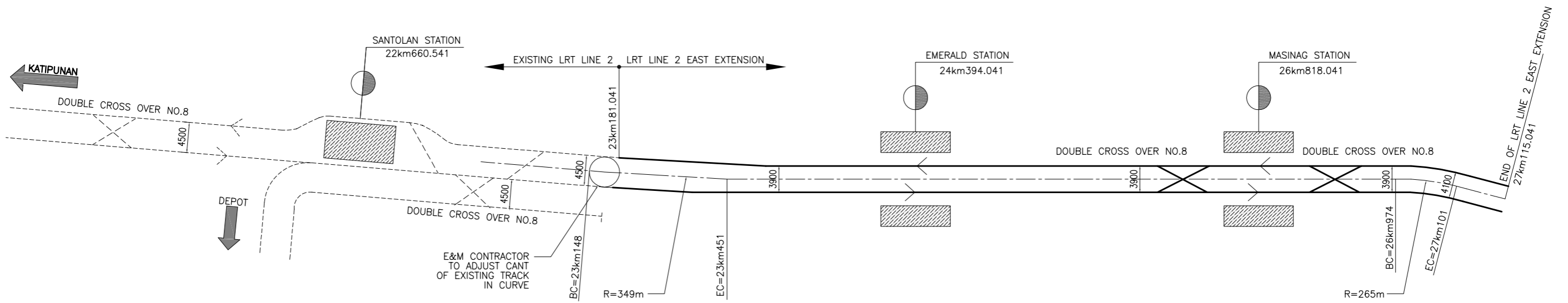
**LRT Lines 1 and 2 Extension Projects**

LRT Line 1 Office:  
 3rd Floor, Keystone Building  
 220 Sen. Gil J. Puyat Avenue  
 Makati City, 1220  
 Tel: 894-5811 / 894-5764

LRT Line 2 Office:  
 Semicon Building  
 50 Marcos Highway Brgy.  
 Dela Paz, Pasig City  
 Tel: 894-5811 / 894-5764

SCALE: AS SHOWN

DRAWING TITLE:	
LRT LINE 2 EAST (MASINAG) EXTENSION PROJECT	
MASINAG STATION CROSS SECTION	
DRAWING #:	CMX-L2-STA-0008
SHEET #:	12 OF 45
Rev. #:	



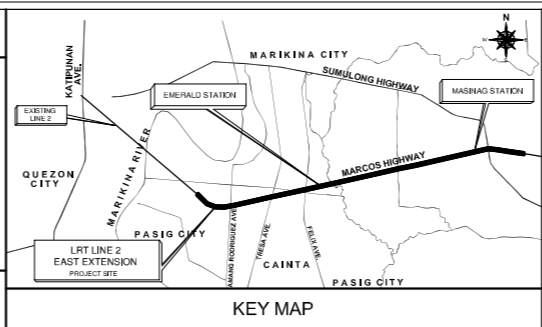
**TRACK LAYOUT PLAN**

SCALE NTS

REVISIONS						
REV. No.	DATE	DESCRIPTION	DRAWN	DESIGN	CHECKED	APPROVED

CLIENT

Republic of the Philippines  
DEPARTMENT OF TRANSPORTATION AND COMMUNICATIONS



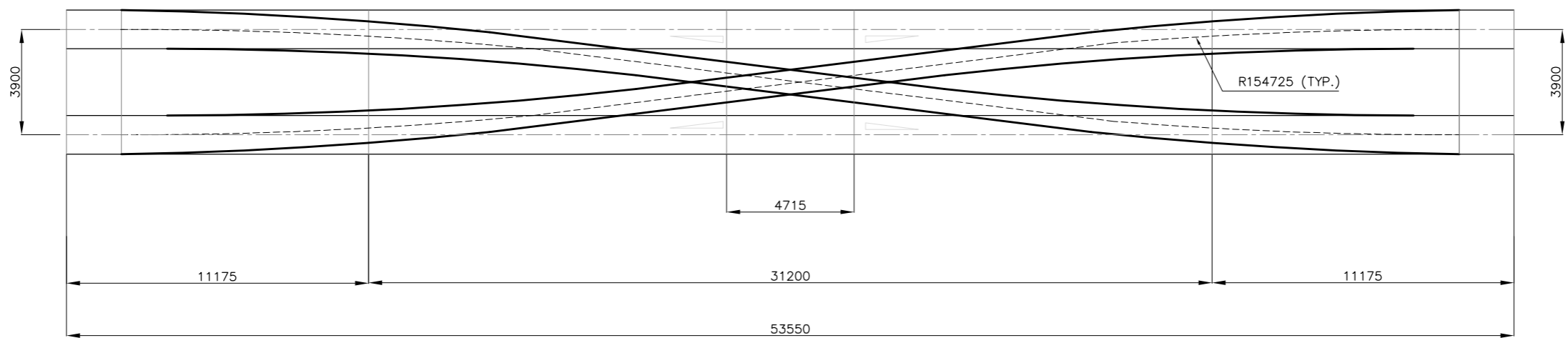
**LRT Lines 1 and 2 Extension Projects**

LRT Line 1 Office:  
3rd Floor, Keystone Building  
220 Sen. Gil J. Puyat Avenue  
Makati City, 1220  
Tel: 894-5811 / 894-5764

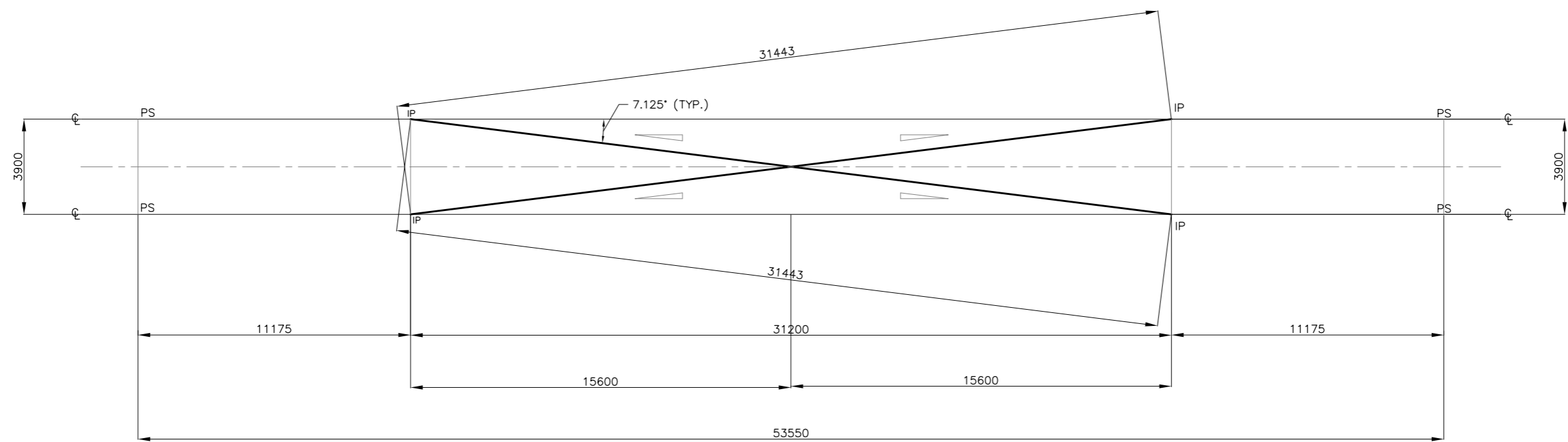
LRT Line 2 Office:  
Semicon Building  
50 Marcos Highway Brgy.  
Dela Paz, Pasig City  
Tel: 894-5811 / 894-5764

SCALE: AS SHOWN

DRAWING TITLE:	
LRT LINE 2 EAST (MASINAG) EXTENSION PROJECT	
TRACK LAYOUT PLAN	
DRAWING #:	CMX-L2-TWK-0001
SHEET #:	13 OF 45
Rev. #:	



**TURNOUT SCHEME**  
SCALE 1:200

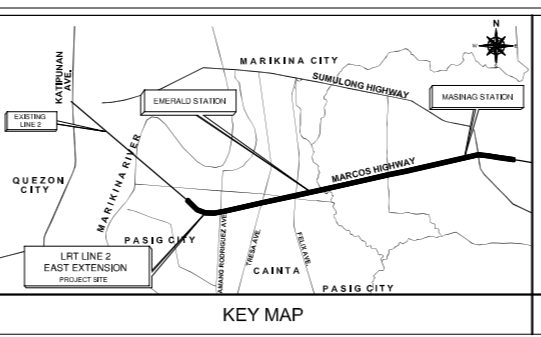


**AXIS SCHEME NUMBER 8**  
SCALE 1:200

REVISIONS						
REV. No.	DATE	DESCRIPTION	DRAWN	DESIGN	CHECKED	APPROVED

CLIENT

Republic of the Philippines  
DEPARTMENT OF TRANSPORTATION AND COMMUNICATIONS



**LRT Lines 1 and 2 Extension Projects**

LRT Line 1 Office:  
3rd Floor, Keystone Building  
220 Sen. Gil J. Puyat Avenue  
Makati City, 1220  
Tel: 894-5811 / 894-5764

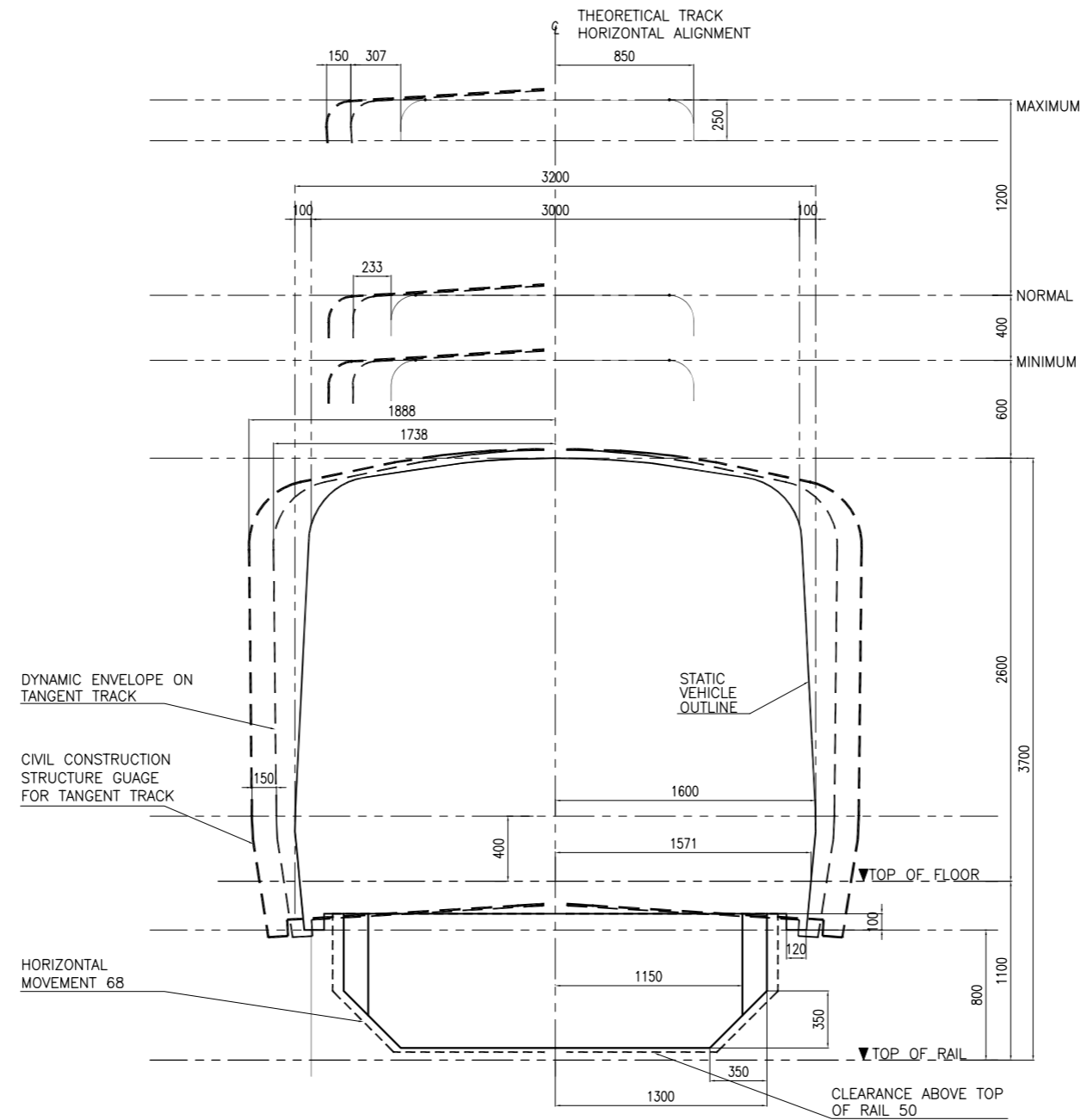
LRT Line 2 Office:  
Semicon Building  
50 Marcos Highway Brgy.  
Dela Paz, Pasig City  
Tel: 894-5811 / 894-5764

SCALE: AS SHOWN

DRAWING TITLE:	
LRT LINE 2 EAST (MASINAG) EXTENSION PROJECT	
TURNOUT SCHEME AND AXIS SCHEME NUMBER 8	
DRAWING #:	CMX-L2-TWK-0002
SHEET #:	14 OF 45
Rev. #:	

NOTE:

1. VEHICLE END THROW, CENTER THROW AND EFFECT OF CANT MUST BE ADDED TO THE ENVELOPES FOR CURVED ALIGNMENT.



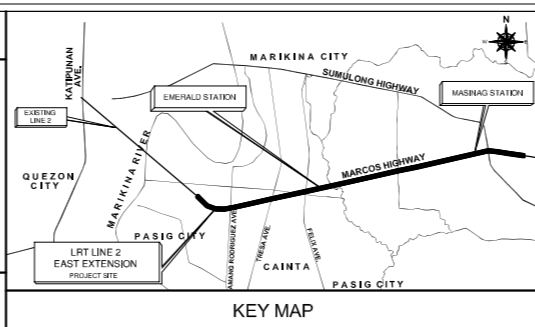
**STRUCTURE GAUGE SECTION - TANGENT TRACK**

SCALE 1:40

REVISIONS						
REV. No.	DATE	DESCRIPTION	DRAWN	DESIGN	CHECKED	APPROVED

CLIENT

Republic of the Philippines  
DEPARTMENT OF TRANSPORTATION AND COMMUNICATIONS



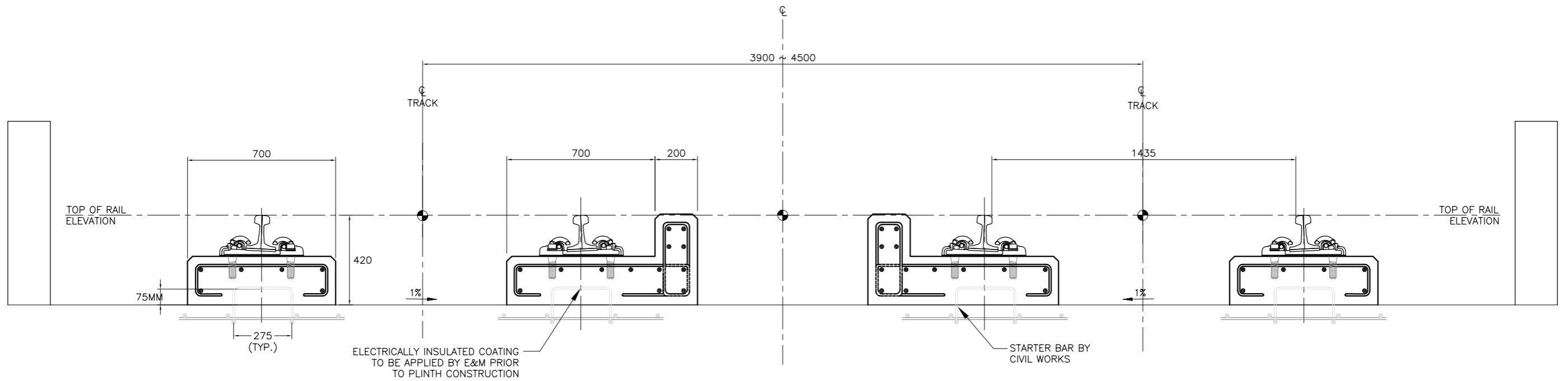
**LRT Lines 1 and 2 Extension Projects**

LRT Line 1 Office:  
3rd Floor, Keystone Building  
220 Sen. Gil J. Puyat Avenue  
Makati City, 1220  
Tel: 894-5811 / 894-5764

LRT Line 2 Office:  
Semicon Building  
50 Marcos Highway Brgy.  
Dela Paz, Pasig City  
Tel: 894-5811 / 894-5764

SCALE: AS SHOWN

DRAWING TITLE:	
LRT LINE 2 EAST (MASINAG) EXTENSION PROJECT	
STRUCTURE GAUGE SECTION - TANGENT TRACK	
DRAWING #:	CMX-L2-TWK-0003
SHEET #:	15 OF 45
Rev. #:	



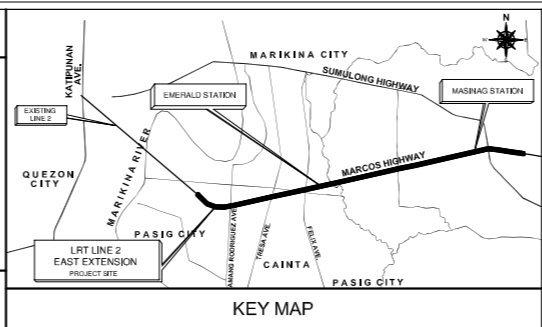
**TYPICAL PLINTH CROSS SECTION**

SCALE 1:20

REVISIONS						
REV. No.	DATE	DESCRIPTION	DRAWN	DESIGN	CHECKED	APPROVED

CLIENT

Republic of the Philippines  
DEPARTMENT OF TRANSPORTATION AND COMMUNICATIONS



**LRT Lines 1 and 2 Extension Projects**

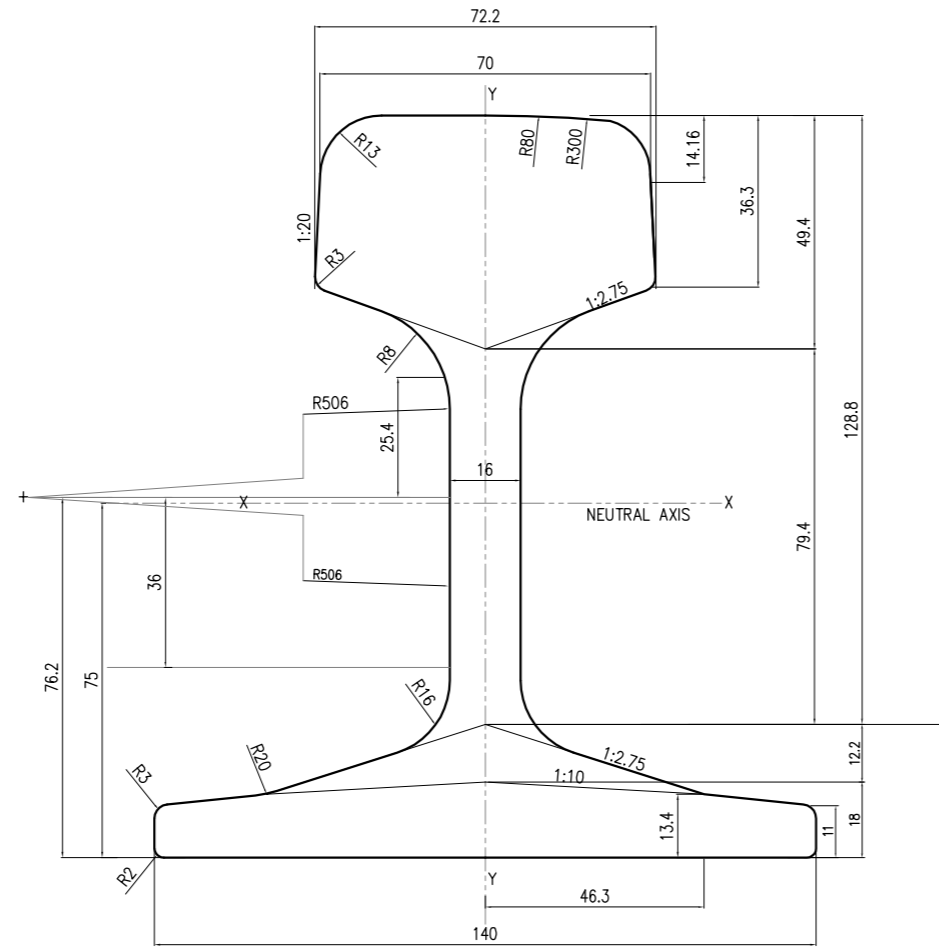
LRT Line 1 Office:  
3rd Floor, Keystone Building  
220 Sen. Gil J. Puyat Avenue  
Makati City, 1220  
Tel: 894-5811 / 894-5764

LRT Line 2 Office:  
Semicon Building  
50 Marcos Highway Brgy.  
Dela Paz, Pasig City  
Tel: 894-5811 / 894-5764

SCALE: AS SHOWN

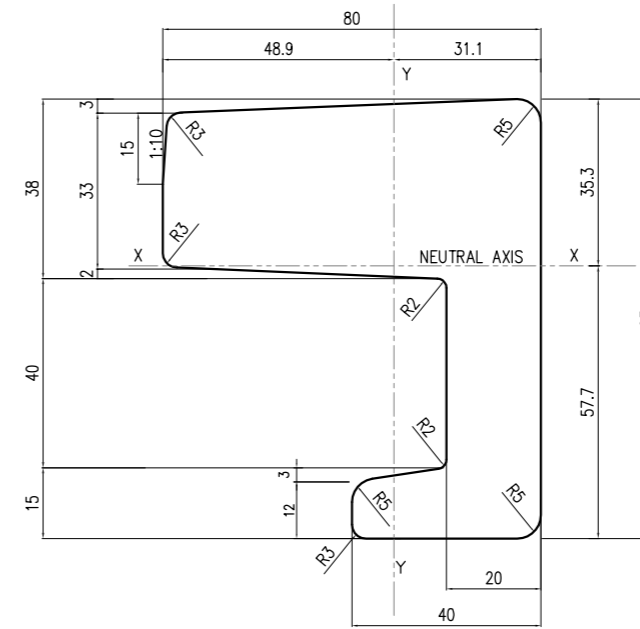
DRAWING TITLE:	
LRT LINE 2 EAST (MASINAG) EXTENSION PROJECT	
<b>TYPICAL PLINTH CROSS SECTION</b>	
DRAWING #:	CMX-L2-TWK-0004
SHEET #:	16 OF 45
Rev. #:	





UIC 54

AREA	69.34 cm <sup>2</sup>
WEIGHT	54.43 Kg/m
MOMENT OF INERTIA, X-X	2346 cm <sup>4</sup>
SECTION MODULUS, X-X (HEAD)	279.30 cm <sup>3</sup>
STANDARD LENGTH	18.0 m



UIC 33 (U69 GUARD RAIL)

AREA	42.04 cm <sup>2</sup>
WEIGHT	33.0 Kg/m
MOMENT OF INERTIA, X-X	298.5 cm <sup>4</sup>
SECTION MODULUS, X-X (HEAD)	251.7 cm <sup>3</sup>
STANDARD LENGTH	12.0 m

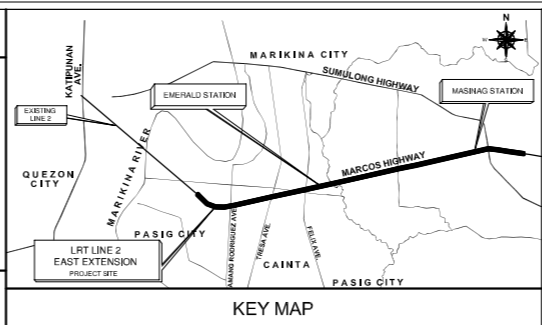
### RAIL SECTION PROFILES

SCALE 1:16

REVISIONS						
REV. No.	DATE	DESCRIPTION	DRAWN	DESIGN	CHECKED	APPROVED

CLIENT

Republic of the Philippines  
DEPARTMENT OF TRANSPORTATION AND COMMUNICATIONS



**LRT Lines 1 and 2 Extension Projects**

LRT Line 1 Office:  
3rd Floor, Keystone Building  
220 Sen. Gil J. Puyat Avenue  
Makati City, 1220  
Tel: 894-5811 / 894-5764

LRT Line 2 Office:  
Semicon Building  
50 Marcos Highway Brgy.  
Dela Paz, Pasig City  
Tel: 894-5811 / 894-5764

SCALE: AS SHOWN

DRAWING TITLE:	
LRT LINE 2 EAST (MASINAG) EXTENSION PROJECT	
RAIL SECTION PROFILES	
DRAWING #:	CMX-L2-TWK-0005
SHEET #:	17 OF 45
Rev. #:	